




*Large frame models designed to provide turnover rates of
3.6 to 14.4 million gallons per day (MGD)*



SB2500PW



SB5000PW





SB10000PW

Benefits of SolarBee's Potable Water Mixing:

- Prevents stagnation, thermal stratification and short circuiting
- Provides uniform water age and impacts the complete boundary layer
- Reduces nitrification and loss of residual chlorine or chloramine
- Reduces high heterotrophic plate counts
- Reduces excessive ice buildup in cold climates

Features of SolarBee's Mixing Equipment:

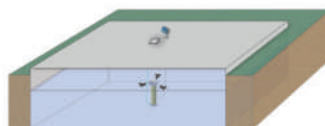
- Operates day and night on solar power or low energy grid power
- Collapsible design allows for customer or factory installation
- Fits through hatches as small as 3' x 3'
- Certified to NSF / ANSI Std 61 
- Injection system provided for boosting
- One moving part / 25 year expected life
- Self-adjusts for varying water levels
- SCADA outputs for monitoring
- Safe low voltage in the tank



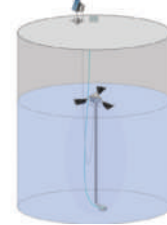
CFD Model: SolarBee Complete Mix



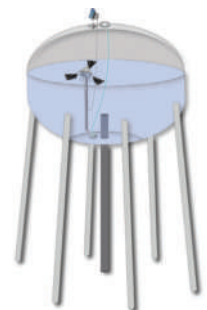
Installation Through Hatch



Underground Storage



Ground Storage



Elevated Storage